



The RPL 04 is designed to enhance nighttime pedestrian lighting while serving as an eye-catching design element in the landscape during the day. Unlike traditional Post Top fixtures, the RPL04 prioritizes budget efficiency without compromising on functionality. It features adjustable color temperatures of 3000K, 4000K, and 5000K, as well as four levels of adjustable lumens. Optional integrated photocell control and a PIR sensor enhance its versatility. Additionally, the RPL 04 utilizes advanced electronic control technology, allowing users to easily adjust the light distributions (Type III, Type IV, Type V) with a simple dial.

Specifications

Construction

- The rugged die-cast aluminum housing securely protects the thermally conductive LED Boards and electrical components.
- Housing is completely sealed against environment contaminants and ensures waterherproof.
- A sleek, ultra-slim housing with a smooth finish, enhancing your outdoor space with its aesthetic appeal and illuminating brilliance.
- Features a sleek, streamlined design that enhances both aesthetics and functionality by preventing objects and bird nests from affecting heat dissipation.
- Incorporates cutting-edge Thermal and electric separation to enhance heat dissipation and boost product performance.
- EPA: 0.721 Sq. Ft.
- Install on poles which top diameter is: 2-3/8" to 3".

Optics

- Light engines are available in color selectable version, the CCT can be changed to three CCTs (3000K, 4000K, 5000K) and CRI ≥80.
- Designed with a sleek, expansive, and evenly distributed luminous surface to minimize glare, providing a more comfortable and aesthetic illumination experience.
- Seamlessly switch between T3, T4, and T5 light distributions with field-adjustable settings.
- The optics can conform to dark sky requirement.

Electrical

- Universal 120-277 VAC or 277-480 VAC input voltage.
- Wattage adjustable: 130W/104W/78W/52W; 90W/72W/54W/36W; 45W/36W/27W/18W.
- 0–10V dimmable driver, down to 10%.
- PF >90%, THD <20%.
- Built in standard surge suppression with 6KV, optional 10KV (120-277V), and 20KV (277- 480V).



Controls

- Dusk-to-dawn light control at your fingertips—easily switch on and off integrated Photocell for optimal management.
- PIR Sensor or Bluetooth Smart Control Sensor available for further energy-saving.

Ambient Temperature

- Operating Temperature Range: -40°C to 40°C (-40℉ - + 104℉).

Lifespan

- Estimated 50,000-hour LED lifespan based on IES LM-80 results and TM-21 calculations.

Warranty

- Five-year limited warranty.

Certifications

- UL cUL wet location listed.


Finish

- It's available in black or optional dark bronze, silvery gray or white.



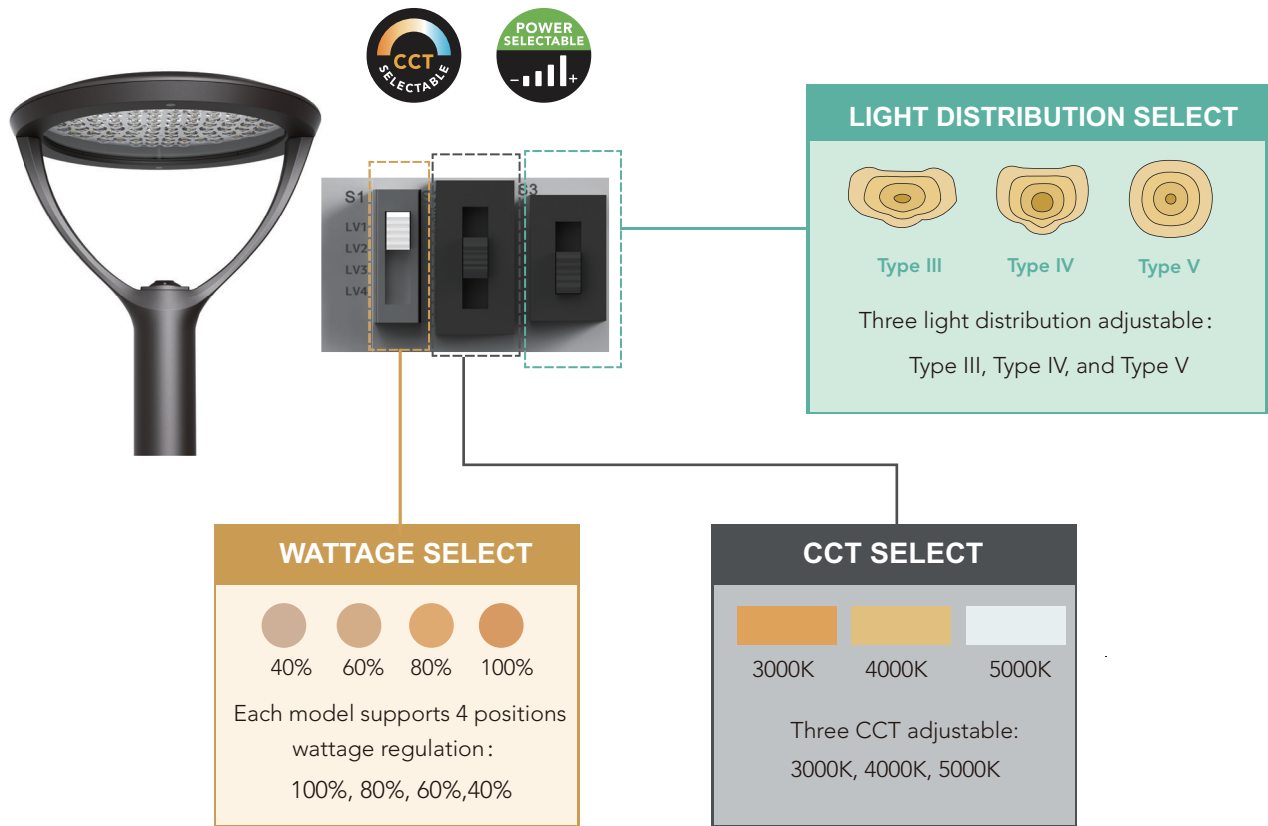
Note

- Actual performance may differ as a result of end-user environment and application. All values are design or typical values, measured under laboratory conditions at 25°C(±5°C) specifications subject to change without notice.



CCT, Wattage and Optics Field-Adjustable

This RPL 04 offers on-site adjustments for Lumen output, Color Temperature, and light distribution. It supports four levels of lumen output, three CCTs settings, and three light distribution options for maximum versatility.



Photocell

Accurately differentiates between luminaire light and natural sunlight using micro far-infrared sensors, creating more adaptable and efficient lighting conditions.

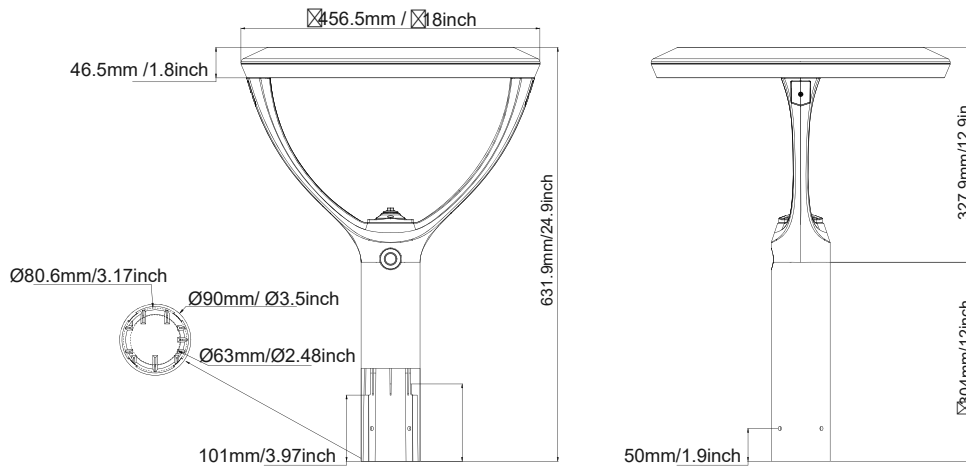


MOUNTING(Optional)


Pole Mount	Conduit Pendant	Arm Mount	Wall Mount	Square Pole Mount

DIMENSION

unit:mm/inch
EPA: 0.721 Sq. Ft.



ACCESSORIES(Optional)



PERFORMANCE DATA

RPL 04 130W @80CRI								
	SYSTEM WATTS	Distribution	3000K		4000K		5000K	
			LUMENS (lm)	LPW (lm/W)	LUMENS (lm)	LPW (lm/W)	LUMENS (lm)	LPW (lm/W)
LV1	130W	T3/T5	16380	126	17550	135	17160	132
LV2	104W	T3/T5	13520	130	14456	139	14144	136
LV3	78W	T3/T5	10764	138	11466	147	11232	144
LV4	52W	T3/T5	7644	147	8112	156	7956	153

RPL 04 130W								
SETTING	SYSTEM WATTS	Distribution	3000K		4000K		5000K	
			LUMENS (lm)	LPW (lm/W)	LUMENS (lm)	LPW (lm/W)	LUMENS (lm)	LPW (lm/W)
LV1	130W	T4	17290	133	18330	141	18070	139
LV2	104W	T4	14144	136	15184	146	14768	142
LV3	78W	T4	11154	143	11856	152	11622	149
LV4	52W	T4	7852	151	8372	161	8164	157

RPL 04 130W @80CRI								
SETTING	SYSTEM WATTS	Distribution	3000K		4000K		5000K	
			LUMENS (lm)	LPW (lm/W)	LUMENS (lm)	LPW (lm/W)	LUMENS (lm)	LPW (lm/W)
LV1	130W	General	15730	121	16510	127	16120	124
LV2	104W	General	13000	125	13624	131	13208	127
LV3	78W	General	10374	133	10842	139	10530	135
LV4	52W	General	7332	141	7696	148	7488	144

RPL 04 90W @80CRI								
SETTING	SYSTEM WATTS	Distribution	3000K		4000K		5000K	
			LUMENS (lm)	LPW (lm/W)	LUMENS (lm)	LPW (lm/W)	LUMENS (lm)	LPW (lm/W)
LV1	90W	T3/T5	12330	137	12960	144	12690	141
LV2	72W	T3/T5	10080	140	10656	148	10440	145
LV3	54W	T3/T5	7938	147	8370	155	8208	152
LV4	36W	T3/T5	5580	155	5940	165	5796	161

RPL 04 90W @80CRI								
SETTING	SYSTEM WATTS	Distribution	3000K		4000K		5000K	
			LUMENS (lm)	LPW (lm/W)	LUMENS (lm)	LPW (lm/W)	LUMENS (lm)	LPW (lm/W)
LV1	90W	T4	12960	144	13680	152	13320	148
LV2	72W	T4	10584	147	11160	155	10872	151
LV3	54W	T4	8370	155	8802	163	8532	158
LV4	36W	T4	5868	163	6120	170	6012	167

RPL 04 90W @80CRI								
SETTING	SYSTEM WATTS	Distribution	3000K		4000K		5000K	
			LUMENS (lm)	LPW (lm/W)	LUMENS (lm)	LPW (lm/W)	LUMENS (lm)	LPW (lm/W)
LV1	90W	General	11070	123	11880	132	11610	129
LV2	72W	General	9000	125	9720	135	9504	132
LV3	54W	General	7236	134	7722	143	7614	141
LV4	36W	General	5112	142	5508	153	5400	150

RPL 04 45W @80CRI								
SETTING	SYSTEM WATTS	Distribution	3000K		4000K		5000K	
			LUMENS (lm)	LPW (lm/W)	LUMENS (lm)	LPW (lm/W)	LUMENS (lm)	LPW (lm/W)
LV1	45W	T3/T5	6255	139	6795	151	6705	149
LV2	36W	T3/T5	5112	142	5544	154	5472	152
LV3	27W	T3/T5	4077	151	4401	163	4320	160
LV4	18W	T3/T5	2844	158	3078	171	3024	168

RPL 04 45W @80CRI								
SETTING	SYSTEM WATTS	Distribution	3000K		4000K		5000K	
			LUMENS (lm)	LPW (lm/W)	LUMENS (lm)	LPW (lm/W)	LUMENS (lm)	LPW (lm/W)
LV1	45W	T4	6570	146	7065	157	6930	154
LV2	36W	T4	5364	149	5796	161	5652	157
LV3	27W	T4	4239	157	4563	169	4455	165
LV4	18W	T4	2970	165	3168	176	3096	172

RPL 04 45W @80CRI								
SETTING	SYSTEM WATTS	Distribution	3000K		4000K		5000K	
			LUMENS (lm)	LPW (lm/W)	LUMENS (lm)	LPW (lm/W)	LUMENS (lm)	LPW (lm/W)
LV1	45W	General	5760	128	6255	139	6120	136
LV2	36W	General	4716	131	5112	142	5004	139
LV3	27W	General	3834	142	4077	151	3969	147
LV4	18W	General	2700	150	2880	160	2790	155

ORDERING GUIDE

Example: RPL04 45W 27V DDKYYYYYY

Fixture Type	Power Consumption	Input Voltage	CCT	Finish	Photocell (Option)	Sensor(Option)	Mounting (Option)	Photometry	CCT and Power Adjustable	Internal Code
<input type="text"/>	<input type="text"/>	<input type="text"/>	<input type="text"/>	<input type="text"/>	<input type="text"/>	<input type="text"/>	<input type="text"/>	<input type="text"/>	<input type="text"/>	<input type="text"/>
RPL 04 Post Top Light	45W 45Watts 90W 90Watts 130W 130Watts	27V 120-277V 48V 277-480V	DDK Adjustable color temperature	D Dark Bronze B Black W White	P 120-277V Photocell	M With Motion Sensor Blank Without Sensor	Blank Pole Mount SQ Square Pole Mount WM Wall Mount A ARM Mount CM Conduit Pendant	Blank General Photometry AT T3/T4/T5 Adjustable	AD With Adjustment Dial	Blank Alphanumeric

ADDITIONAL MOUNTING ACCESSORIES

POLE BRACKET • For mounting one fixture on an existing pole

	<p>4" Square Pole Mount with 2-3/8" O.D. Tenon No. 4SQ-SP-D Finish: Dark Bronze USE: For use with square, non-tapered steel and aluminum poles. Furnished with four 5/16" hex head stainless-steel bolts. Vertical tenon measures 2-3/8" O.D., and is made of steel tubing. Fixtures mounted to this bracket can be adjusted both vertically and horizontally.</p>		<p>4" Round Pole Mount with 2-3/8" O.D. Tenon NO. 4SQR-SP-D Finish: Dark Bronze USE: For use with Round, non-tapered steel and aluminum poles. Furnished with three 3/8" hex head stainless-steel bolts. Vertical tenon measures 2-3/8" O.D., and is made of steel tubing. Fixtures mounted to this bracket can be adjusted both vertically and horizontally.</p>
	<p>5" Square Pole Mount with 2-3/8" O.D. Tenon No. 5SQ-SP-D Finish: Dark Bronze USE: For use with square, non-tapered steel and aluminum poles. Furnished with four 5/16" hex head stainless-steel bolts. Vertical tenon measures 2-3/8" O.D., and is made of steel tubing. Fixtures mounted to this bracket can be adjusted both vertically and horizontally.</p>		<p>5" Round Pole Mount with 2-3/8" O.D. Tenon NO. 5SQR-SP-D Finish: Dark Bronze USE: For use with Round, non-tapered steel and aluminum poles. Furnished with three 3/8" hex head stainless-steel bolts. Vertical tenon measures 2-3/8" O.D., and is made of steel tubing. Fixtures mounted to this bracket can be adjusted both vertically and horizontally.</p>